



**ANDERSON SERANGOON JUNIOR COLLEGE**

**JC1 H1 Geography Promotional Exam (2023)**

---

**H1 GEOGRAPHY**

**8834/ 01**

**25 September 2023**

**INSERT**

**1 hr 45 mins**

---

**READ THESE INSTRUCTIONS FIRST**

The Insert contains all the Resources referred to in the questions.

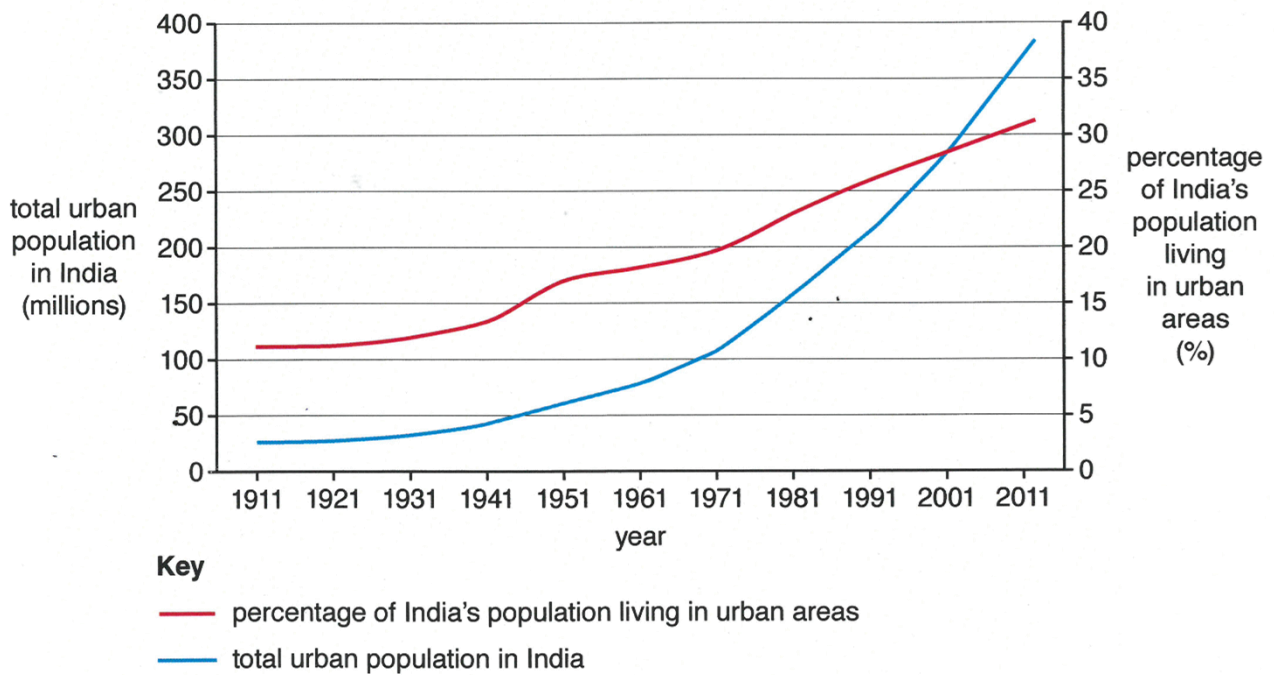
---

**This question paper consists of 7 printed pages.**

**[Turn Over]**

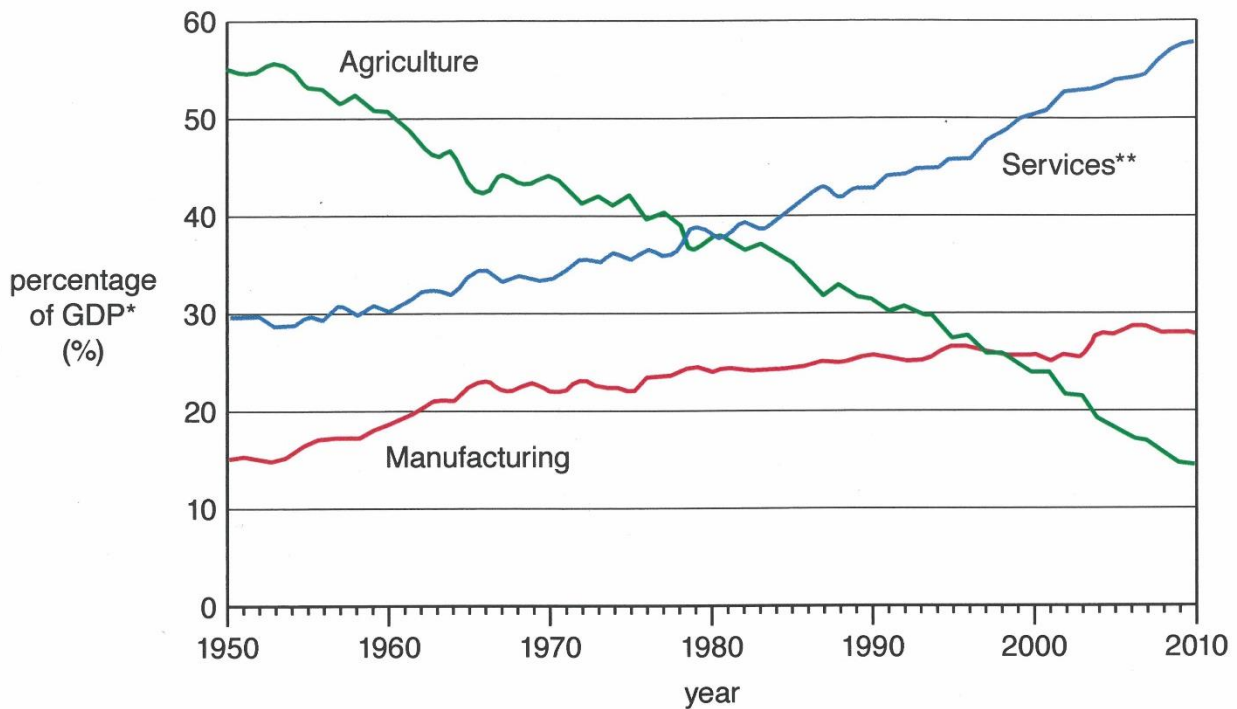
## Resource 1 for Question 1

## India's urban population, 1911 to 2011



## Resource 2 for Question 1

## Percentage of GDP\* by employment section in India, 1950 to 2010



\*Gross Domestic Product (GDP) measures the value of goods and services produced within a country in a specific time period.

\*\*A service industry is an industry that provides services to customers rather than producing a product. Examples of services industries are banking, healthcare and retail such as shops and restaurants.

## Resource 3 for Question 1

## Factfile about Singapore and Cairo

	Singapore	Cairo
population (millions)	5.75	12.0
size of city (km <sup>2</sup> )	719	619
population density (people per km <sup>2</sup> )	7997	19 386*
houses with access to sewage system (%)	100	52
houses where solid waste is collected (%)	100	60
proportion of collected solid waste which is recycled (%)	53	20
number of informal slum settlements	0	8
population living below UN defined poverty line (%)	0	8

\* parts of central Cairo have a population density of 100 000 per km<sup>2</sup>

## Resource 4 for Question 2

## Changes in selected socio-economic characteristics in Oude Noorden and Spangen

Socio-economic characteristic	Oude Noorden		Spangen	
	Initial measurement	Recent	Initial measurement	Recent
Share of Immigrants (1999-2009)	58%	65%	80%	85%
Unemployment percentage (2000-2010)	10%	6%	11%	6%
Share of inhabitants satisfied with their area (2002-2009)	47%	64%	31%	66%

## Resource 5 for Question 2

## Photographs of the Kop van Zuid district in Rotterdam

Kop van Zuid in 1970

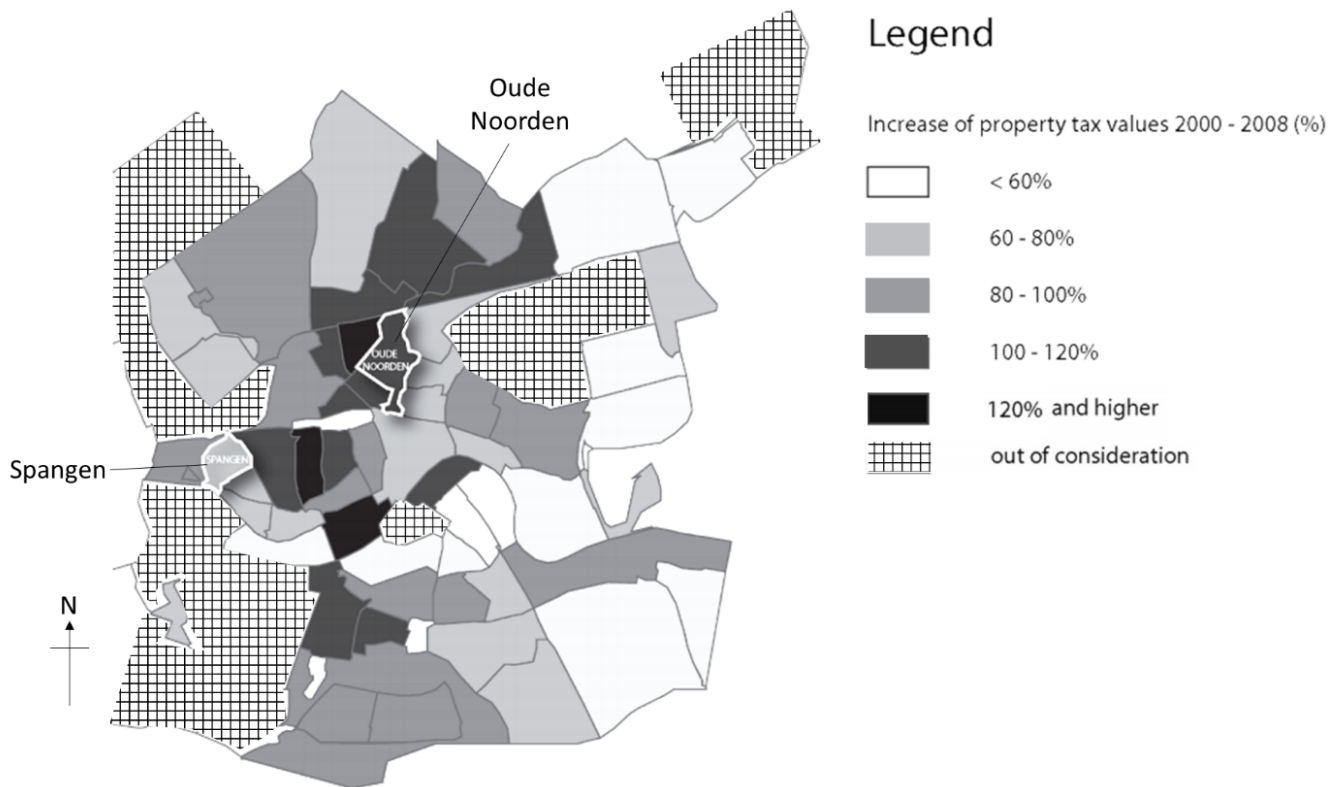


Kop van Zuid in 2017



## Resource 6 for Question 2

## Increase in Property Tax Rates in Rotterdam (2000 to 2008)



*Note: Property tax is the annual amount paid by a property owner to the local government, based on the value of a property, for ownership of housing units, buildings or land.*