



RAFFLES JUNIOR COLLEGE
Preliminary Examinations 2008

H2 GEOGRAPHY

9730/02

Paper 2 Human Geography

Duration: 3 hours

INSERT 1

READ THESE INSTRUCTIONS FIRST

This Insert contains all the Figures referred to in the question paper.

Figure 1 for Question 1

Job losses from transnational companies in north east England, 1998

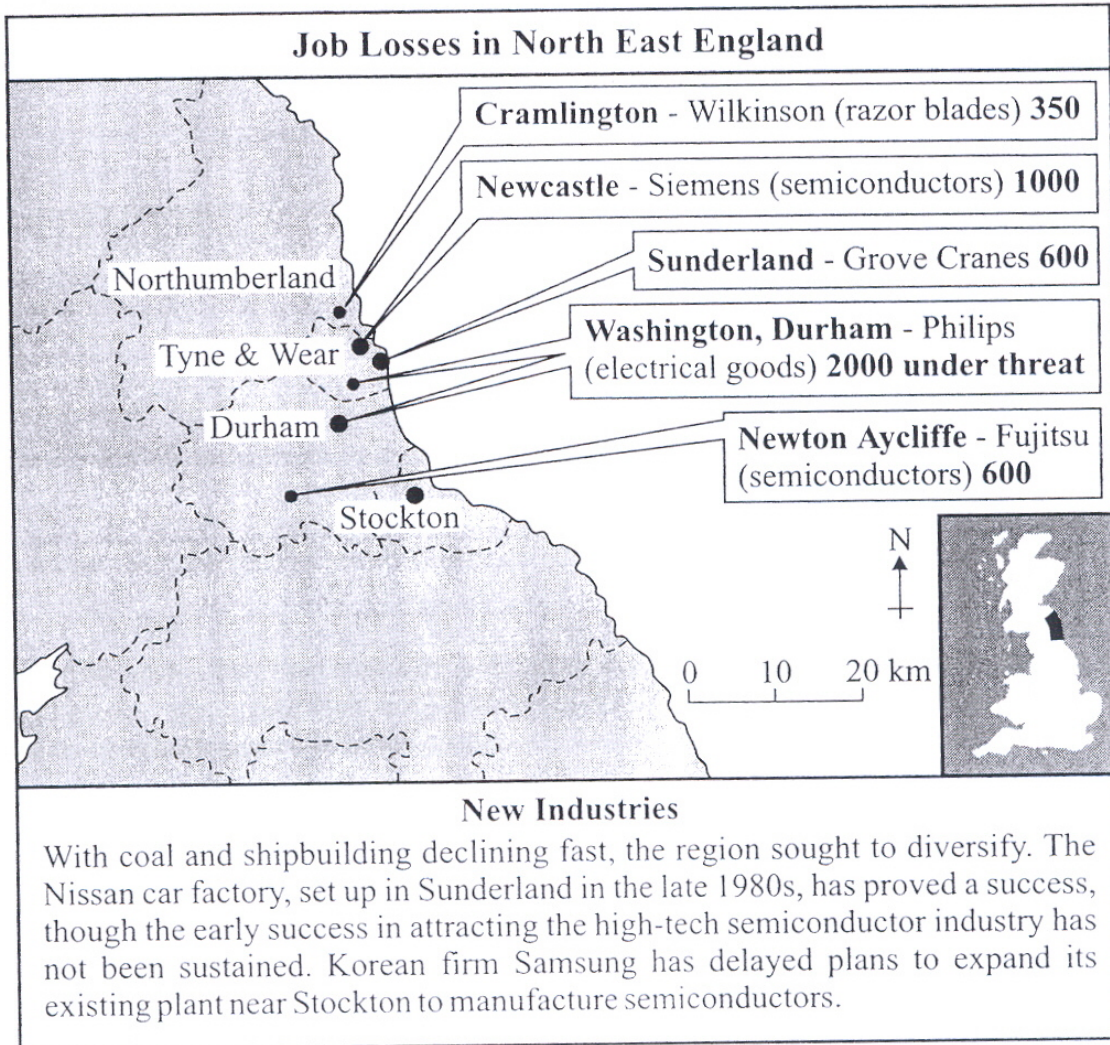


Figure 2 for Question 2

Immigration arrivals and departures for New Zealand, 2000

Country of Last/Next Permanent Residence	Arrivals	Departures	Net
Australia	10,580	38,250	-27,670
United Kingdom	13,940	15,440	-1,500
China, PR	5,940	690	5,250
United States of America	2,520	3,460	-940
Japan	3,900	2,040	1,860
India	2,520	290	2,240
South Africa	2,370	220	2,150
Korea, Republic of	1,080	1,030	40
Fiji	1,770	230	1,540
Samoa	1,520	470	1,040
Canada	890	1,080	-190
Hong Kong (SAR)	780	670	110
Malaysia	860	540	310
Ireland	430	820	-390
Thailand	650	480	170
Other	11,160	6,530	4,630
Not Stated	2,090	2,050	40
Total	62,990	74,310	-11,310

Figures 3A, 3B and 3C for Question 3

Three possible stages in development of a country or island

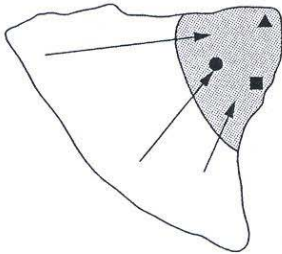


Fig 3A

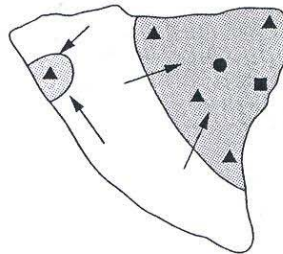


Fig 3B

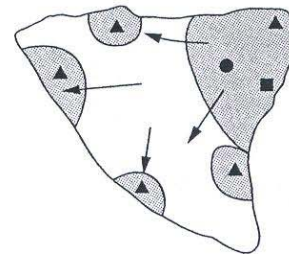


Fig 3C

key

- capital city
- main port
- ▲ urban centre




-  core
-  periphery
-  migration

Figure 4 for Question 4

CBD of a small town in United Kingdom

