

**TEMASEK JUNIOR COLLEGE**

**JC1 PROMOTIONAL EXAMINATION**

**Higher 2**



---

## **H2 GEOGRAPHY**

**9173/01**

Paper 1: Cluster 1 (Development, Economy and Environment)

**25 September 2023**

Additional Materials: 1 Insert

**1h and 30 minutes**

### **READ THESE INSTRUCTIONS FIRST**

An answer booklet will be provided with this question paper. You should follow the instructions on the front cover of the answer booklet. If you need additional paper ask the invigilator for a continuation booklet.

Write in dark blue or black pen on both sides of the paper.

You may use an HB pencil for any diagrams or graphs.

Do not use staples, paper clips, glue or correction fluid.

Answer the question in **Section A**.

Answer one of the two questions in **Section B**.

The Insert contains all the Resources referred to in the questions.

You should make reference to appropriate examples studied in the field or the classroom, even where such examples are not specifically requested by the question.

Diagrams and sketch maps should be drawn whenever they serve to illustrate an answer.

You are reminded of the need for good English and clear presentation in your answers.

The number of marks is given in brackets [ ] at the end of each question or part question.

---

This document consists of **2** printed pages.

## Section A

Answer the question.

### Cluster 1: Development, Economy and Environment

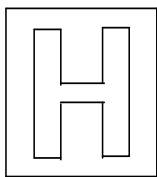
- 1** Resource 1 shows the economic structures of Australia, India and Chad in 2017. Resource 2 shows selected information for the car industry in China, a middle-income country (MIC) in Asia. Resource 3 shows the agricultural grain balance for developing economies between 1960 to 2010. A grain balance shows the trends for production, consumption and supplies in the stockpile.
- (a)** Compare the economic structures of the countries shown in Resource 1. [4]
  - (b)** Explain why countries at higher levels of development might shift away from the manufacturing sector towards the service sector over time. [5]
  - (c)** Using Resource 2, suggest reasons for the recent growth of the car industry in China. [5]
  - (d)** Explain the likely negative impacts that the GPNs of TNCs such as Volkswagen and General Motors shown in Resource 2 might have on China. [6]
  - (e)** Explain the importance of ecosystem services provided by the environment. [5]
  - (f)** Explain whether Malthus or Boserup's perspective on population growth and food resources is a more plausible account of the grain balance trends in developing economies shown in Resource 3. [5]

## Section B

Answer **either** question 2 **or** question 3.

### Cluster 1 Development, Economy and Environment

- 2** "It is difficult to manage conflicts over transboundary water resources."  
Evaluate this statement. [20]
- 3** Evaluate the relative influence of actors in shaping the global economy. [20]



**TEMASEK JUNIOR COLLEGE**

**JC1 PROMOTIONAL EXAMINATION**

**Higher 2**



---

## **H2 GEOGRAPHY**

**9173/01**

Paper 1: Cluster 1 (Development, Economy and Environment)

**25 September 2023**

INSERT

**1h and 30 minutes**

---

### **READ THESE INSTRUCTIONS FIRST**

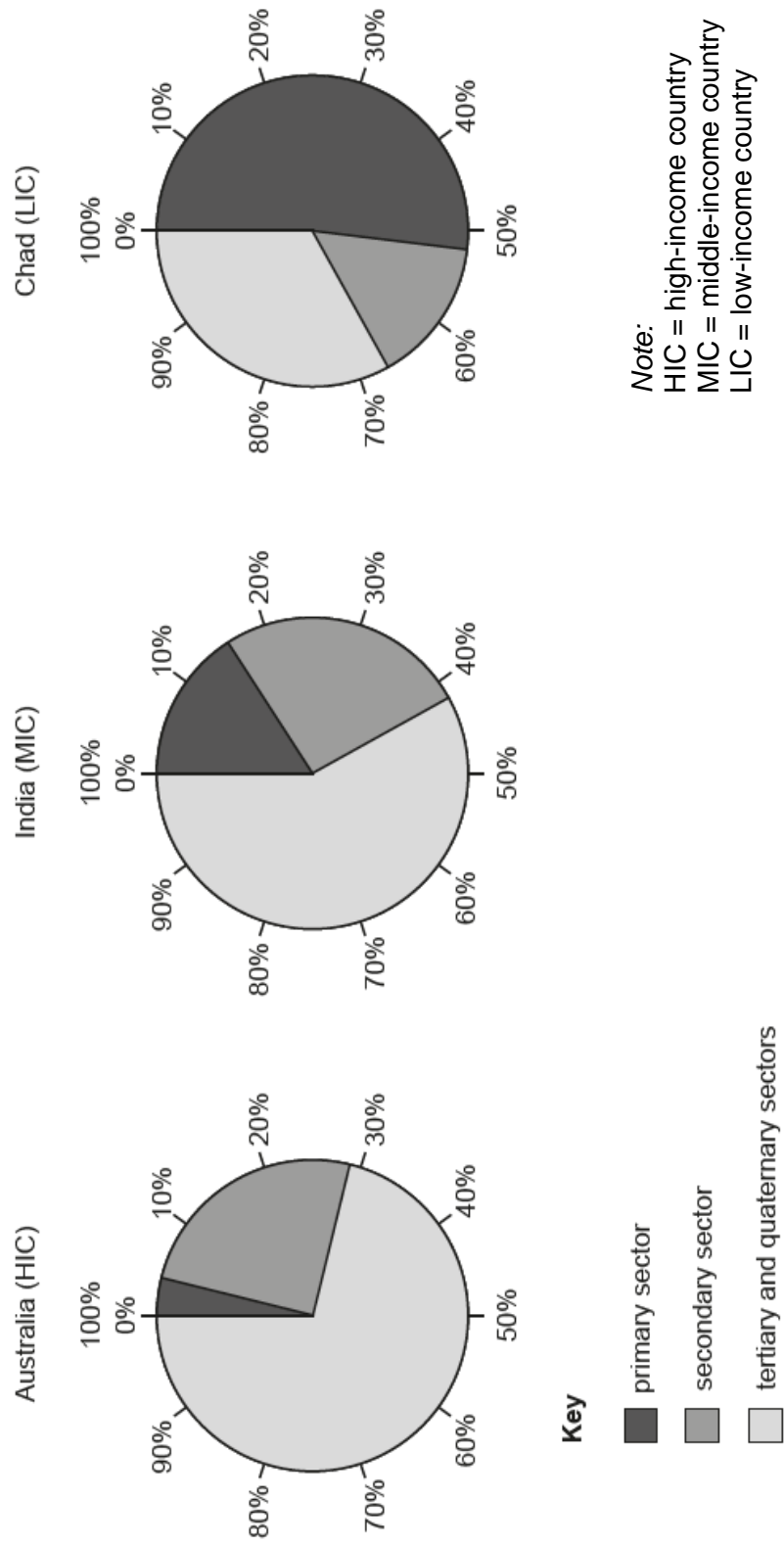
This Insert contains all the Resources referred to in the questions.

---

This document consists of **4** printed pages.

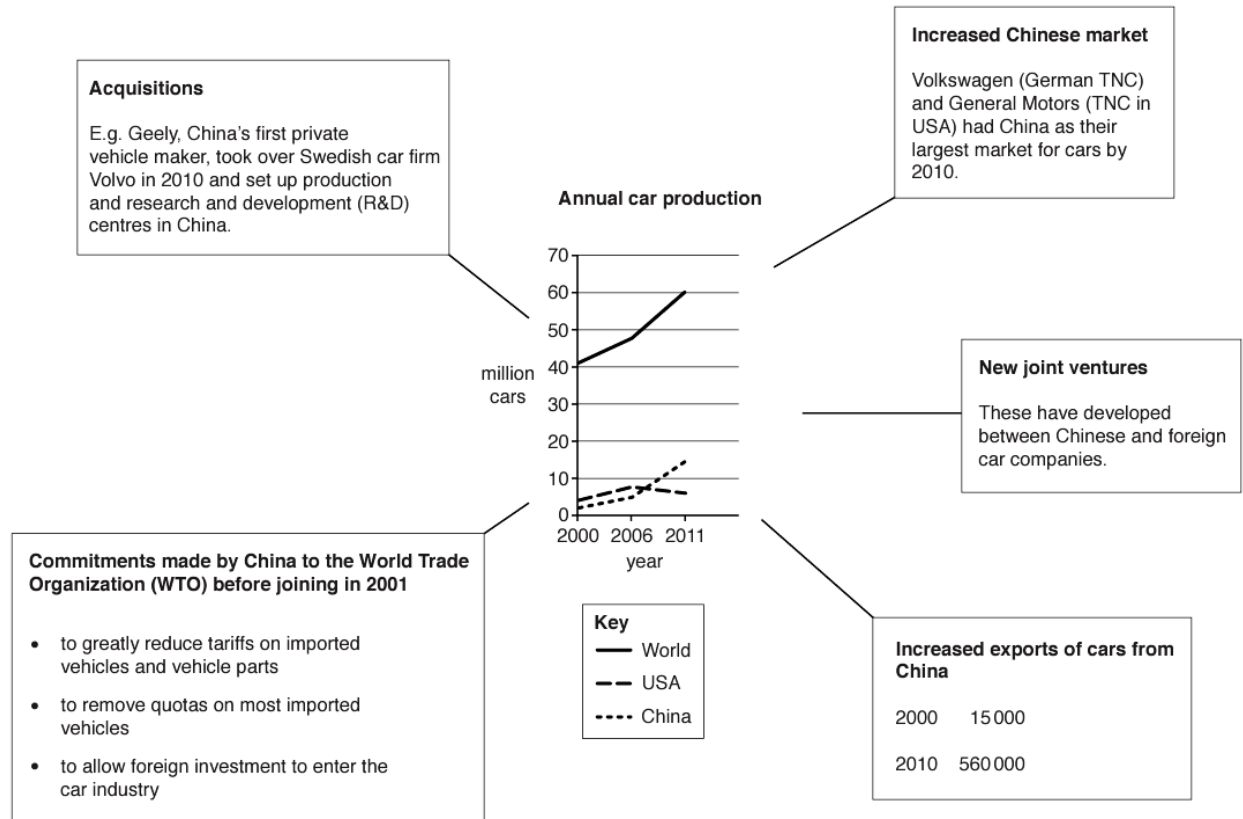
## Resource 1 for Question 1

### Economic structures of Australia, India and Chad, 2017



## Resource 2 for Question 1

## Selected information for the car industry in China



## Resource 3 for Question 1

## Grain balance for developing economies, 1960-2010

