

**YISHUN JUNIOR COLLEGE**  
**JC2 PRELIMINARY EXAMINATION 2008**

**GEOGRAPHY**  
**Higher 2**

**9730/02**  
**12/08/2008, Tuesday**  
**1400-1700hrs**

**PAPER 2 HUMAN GEOGRAPHY**

**3 HOURS**

**Insert**

*YISHUN JUNIOR COLLEGE YISHUN JUNIOR COLLEGE YISHUN JUNIOR COLLEGE YISHUN JUNIOR COLLEGE YISHUN JUNIOR COLLEGE*  
*YISHUN JUNIOR COLLEGE YISHUN JUNIOR COLLEGE YISHUN JUNIOR COLLEGE YISHUN JUNIOR COLLEGE YISHUN JUNIOR COLLEGE*  
*YISHUN JUNIOR COLLEGE YISHUN JUNIOR COLLEGE YISHUN JUNIOR COLLEGE YISHUN JUNIOR COLLEGE YISHUN JUNIOR COLLEGE*  
*YISHUN JUNIOR COLLEGE YISHUN JUNIOR COLLEGE YISHUN JUNIOR COLLEGE YISHUN JUNIOR COLLEGE YISHUN JUNIOR COLLEGE*  
*YISHUN JUNIOR COLLEGE YISHUN JUNIOR COLLEGE YISHUN JUNIOR COLLEGE YISHUN JUNIOR COLLEGE YISHUN JUNIOR COLLEGE*  
*YISHUN JUNIOR COLLEGE YISHUN JUNIOR COLLEGE YISHUN JUNIOR COLLEGE YISHUN JUNIOR COLLEGE YISHUN JUNIOR COLLEGE*  
*YISHUN JUNIOR COLLEGE YISHUN JUNIOR COLLEGE YISHUN JUNIOR COLLEGE YISHUN JUNIOR COLLEGE YISHUN JUNIOR COLLEGE*  
*YISHUN JUNIOR COLLEGE YISHUN JUNIOR COLLEGE YISHUN JUNIOR COLLEGE YISHUN JUNIOR COLLEGE YISHUN JUNIOR COLLEGE*  
*YISHUN JUNIOR COLLEGE YISHUN JUNIOR COLLEGE YISHUN JUNIOR COLLEGE YISHUN JUNIOR COLLEGE YISHUN JUNIOR COLLEGE*  
*YISHUN JUNIOR COLLEGE YISHUN JUNIOR COLLEGE YISHUN JUNIOR COLLEGE YISHUN JUNIOR COLLEGE YISHUN JUNIOR COLLEGE*  
*YISHUN JUNIOR COLLEGE YISHUN JUNIOR COLLEGE YISHUN JUNIOR COLLEGE YISHUN JUNIOR COLLEGE YISHUN JUNIOR COLLEGE*  
*YISHUN JUNIOR COLLEGE YISHUN JUNIOR COLLEGE YISHUN JUNIOR COLLEGE YISHUN JUNIOR COLLEGE YISHUN JUNIOR COLLEGE*  
*YISHUN JUNIOR COLLEGE YISHUN JUNIOR COLLEGE YISHUN JUNIOR COLLEGE YISHUN JUNIOR COLLEGE YISHUN JUNIOR COLLEGE*

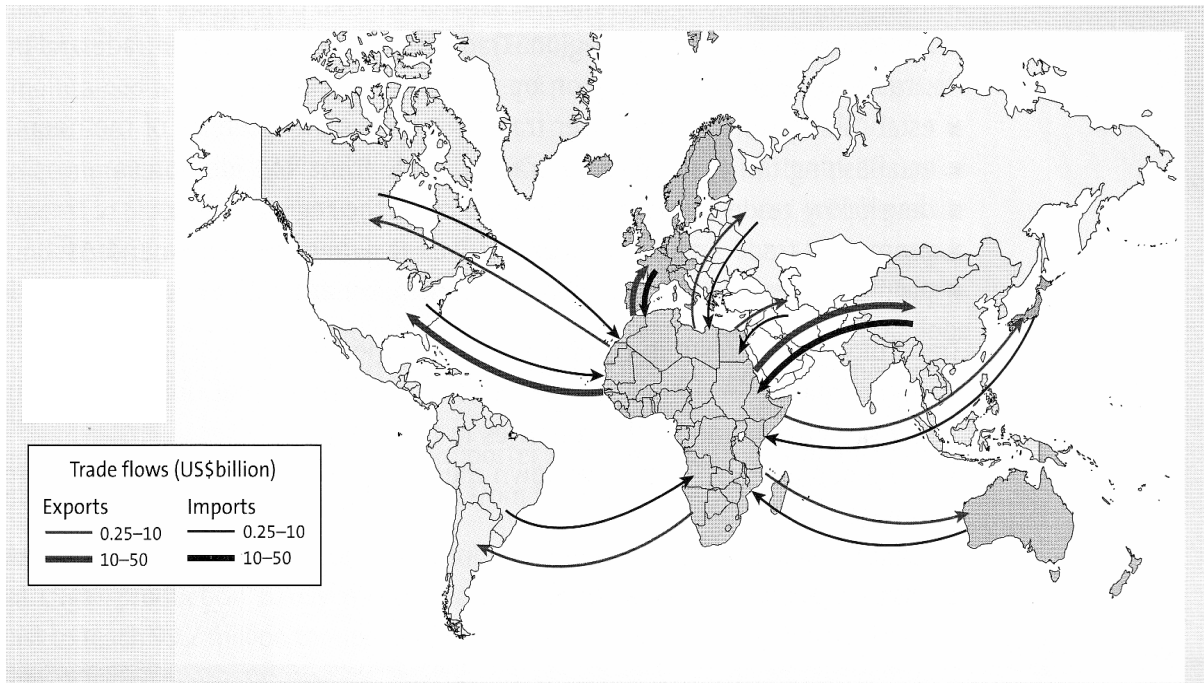


**INSTRUCTIONS TO CANDIDATES**

This insert contains all the Figures referred to in the questions.

**Fig. 1A for Question 1**

**Trade flows to and from Africa**



**Fig. 1B for Question 1**

**Trade flows to and from Europe**

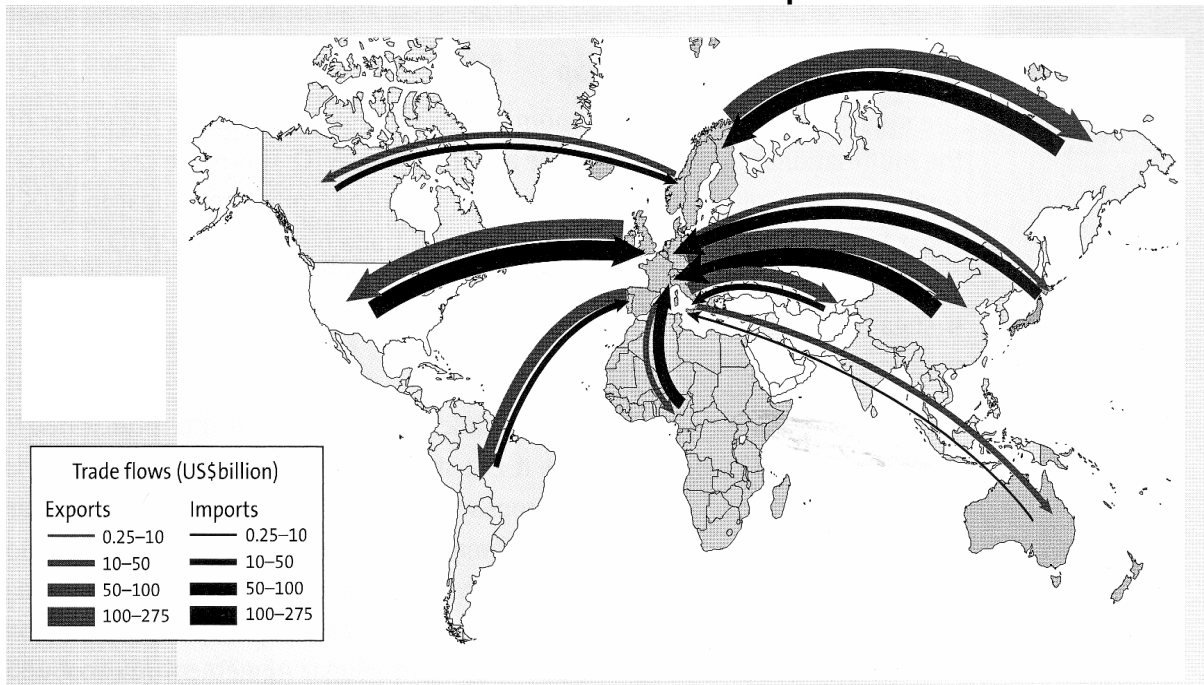
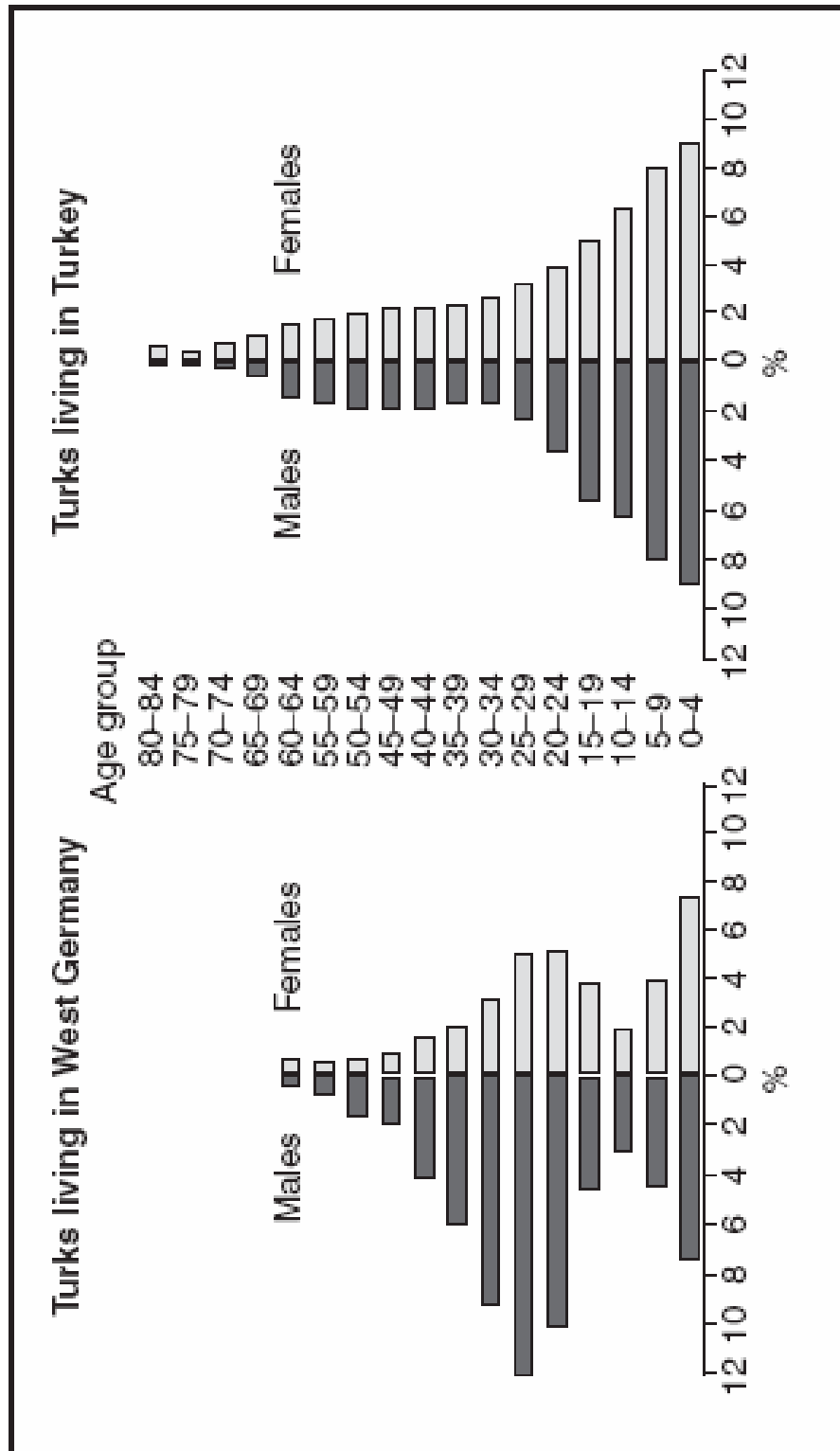


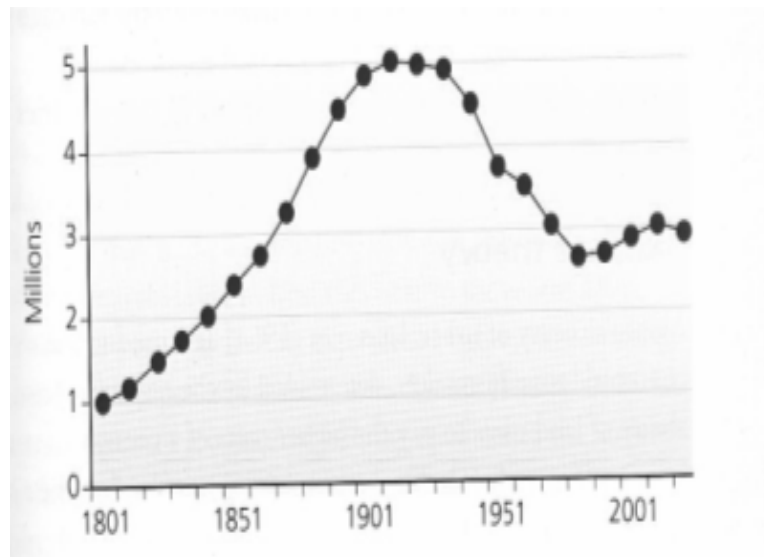
Fig. 2 for Question 2

Population structure of Turks in Germany and Turkey, 1990s



**Fig. 3A for Question 3**

**Population change in Inner London between 1801 to 2001**



**Fig. 3B for Question 3**

**Inner London population by five-year age groups (100,000s)**

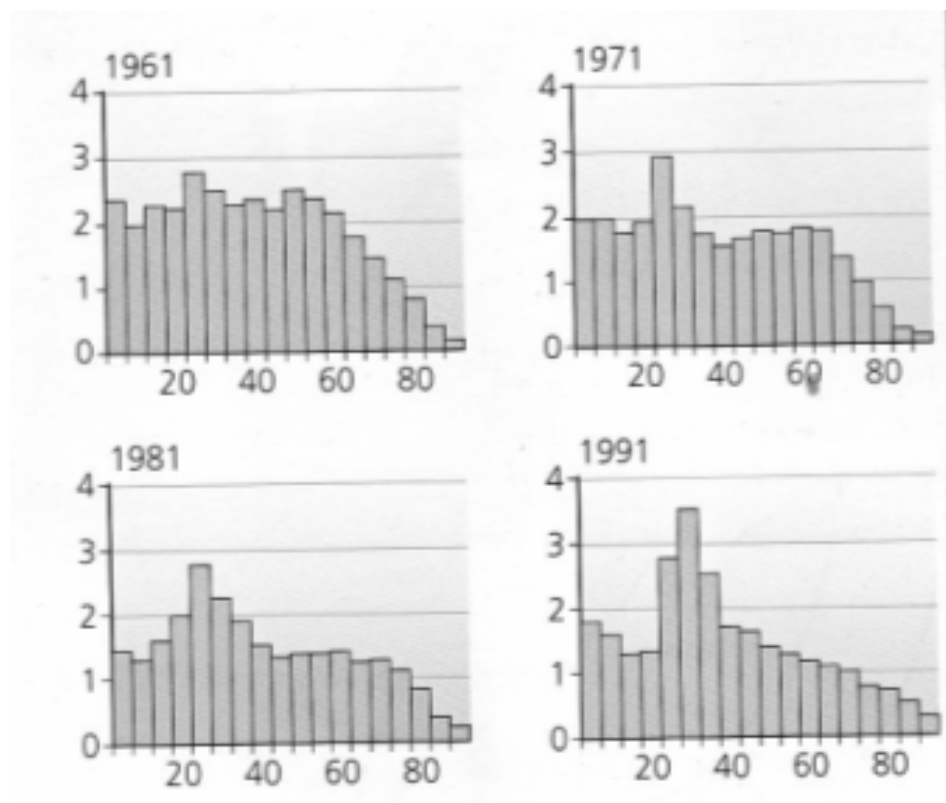


Fig. 4 for Question 4

### Structure of Tsukuba Science City

