



Pasir Ris Secondary School

Name	Class	Reg no
------	-------	--------

SECONDARY 4 EXPRESS PRELIMINARY EXAMINATION 2024

GEOGRAPHY

2279/01

PAPER 1

21 Aug 2024

Wednesday 1105 – 1250

1 hour 45mins

INSERT

This Insert contains additional resources referred to in the questions.

Fig. 1.1 for Question 1

Map of Sentosa Island

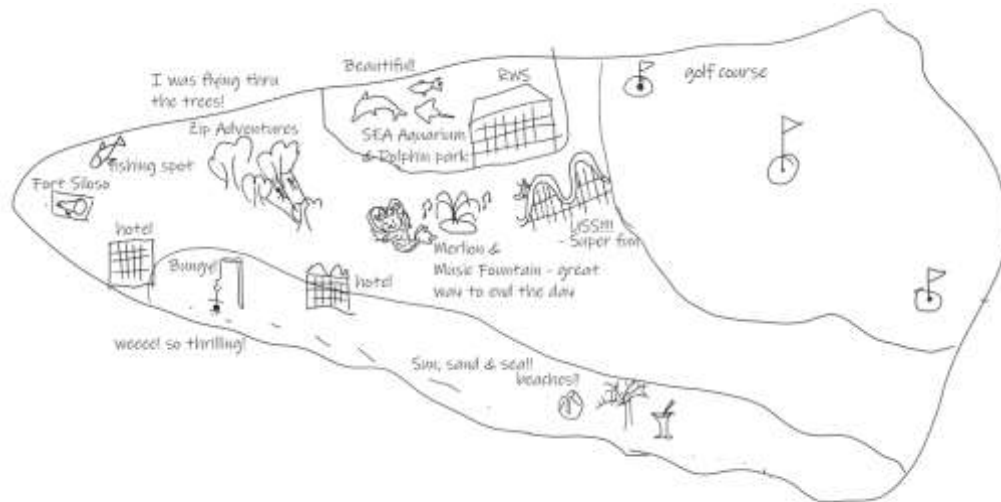


: Represent monorail stations in Sentosa Island

Fig. 1.2 for Question 1

Mental Maps drawn by 2 Tourists

Map A



Map B

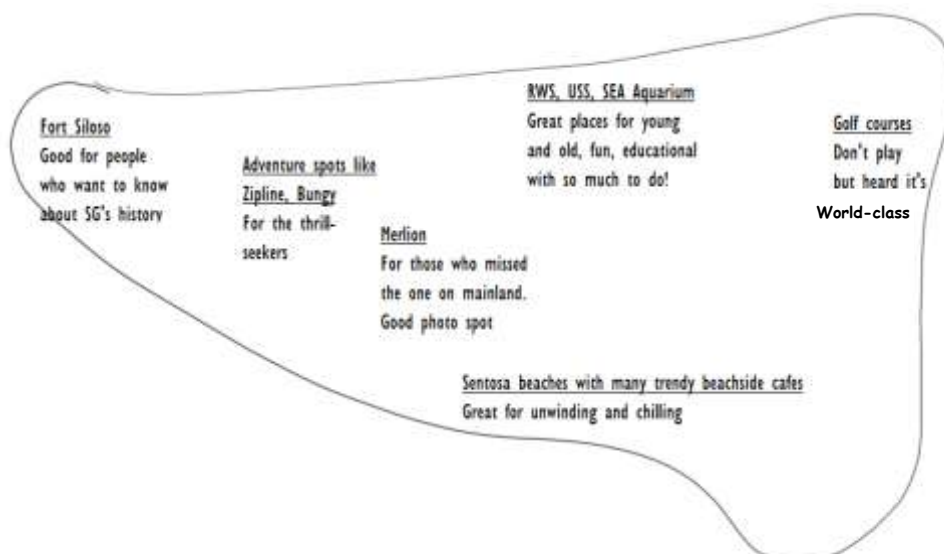


Fig 1.3 for Question 1**Results from Student Survey Questionnaire**

Question: Rank your preferred attractions in Sentosa. (1: most preferred; 10: least preferred)	
<input type="checkbox"/> Adventure Cove Waterpark <input type="checkbox"/> Beach clubs e.g. Ola Beach Club <input type="checkbox"/> Beaches e.g. Palawan Beach, Siloso Beach <input type="checkbox"/> Butterfly Park and Insect Kingdom <input type="checkbox"/> Fort Siloso (including Fort Siloso Skywalk) <input type="checkbox"/> Madam Tussauds, Singapore <input type="checkbox"/> SEA Aquarium <input type="checkbox"/> Skyline Luge, Singapore <input type="checkbox"/> Trickeye Singapore <input type="checkbox"/> Universal Studios, Singapore	
No. of people who ranked attractions as no. 1 (most preferred)	
Adventure Cove Waterpark	18
Beach clubs e.g. Ola Beach Club	10
Beaches e.g. Palawan Beach, Siloso Beach	10
Butterfly Park and Insect Kingdom	4
Fort Siloso (including Fort Siloso Skywalk)	8
Madam Tussauds, Singapore	7
SEA Aquarium	21
Skyline Luge, Singapore	20
Trickeye Singapore	7
Universal Studios, Singapore	45
Question: What are your reasons for coming to Sentosa? <hr/>	
Collated reasons for going to Sentosa	
Beach-related activities	32
Nature attractions (like walking trails, skywalk, Butterfly park)	27
Historical attractions (like Fort Siloso, Merlion)	16
Adventure attractions (like USS, Zip Adventures, Luge, Adventure Cove)	20
Cultural attractions (like casino, SEA Aquarium, Trickeye Museum, Madam Tussauds)	66
Others	8

Fig. 2.2 for Question 2

Information about Goa, India as a Tourist Destination

Tourism in Goa from 2011 to 2022:



General Information

- Local population size of Goa: 1,458,545 (2022)
- Has the highest GDP per capita among all Indian states
- The service industry, in general, has a massive number of job openings owing to tourism demands
- These jobs include waiters, bartenders, housekeeping, receptionist, hotel manager

Hotel Information

- There has been increasing supply of hotels in Goa from 2016 to 2019
- Demand for the hotel rooms has been fluctuating from 2016 to 2019
- Common brands include Hard Rock, Marriott

Supply outpacing demand in Goa

Year-over-year percentage change

Supply Demand



Source: STR, 2020 © CoStar Realty Information, Inc.



Year

Fig 3.1 for Question 3

Climograph of India

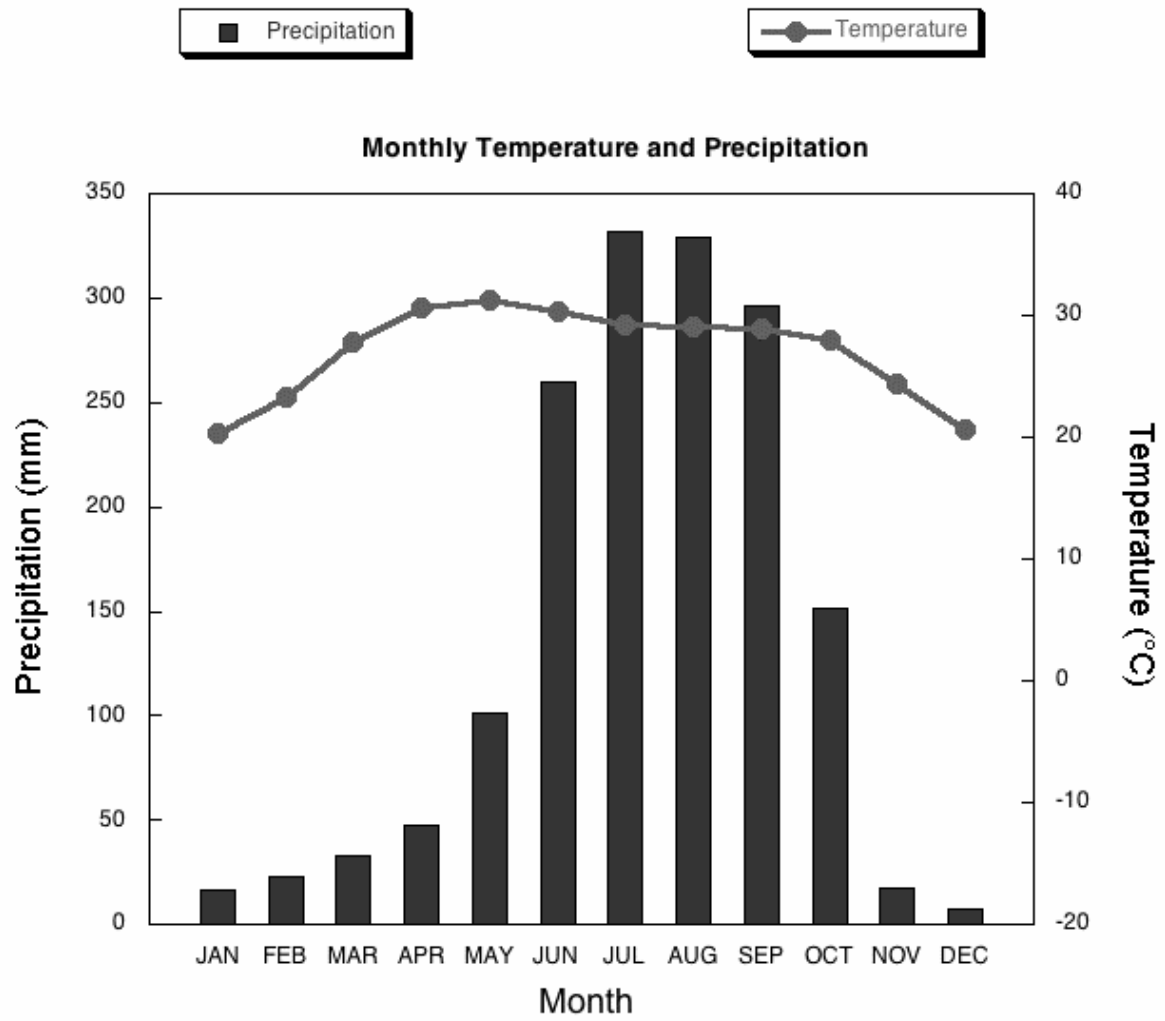


Fig. 3.2 for Question 3

Rate of ocean acidification over the last 25 million years

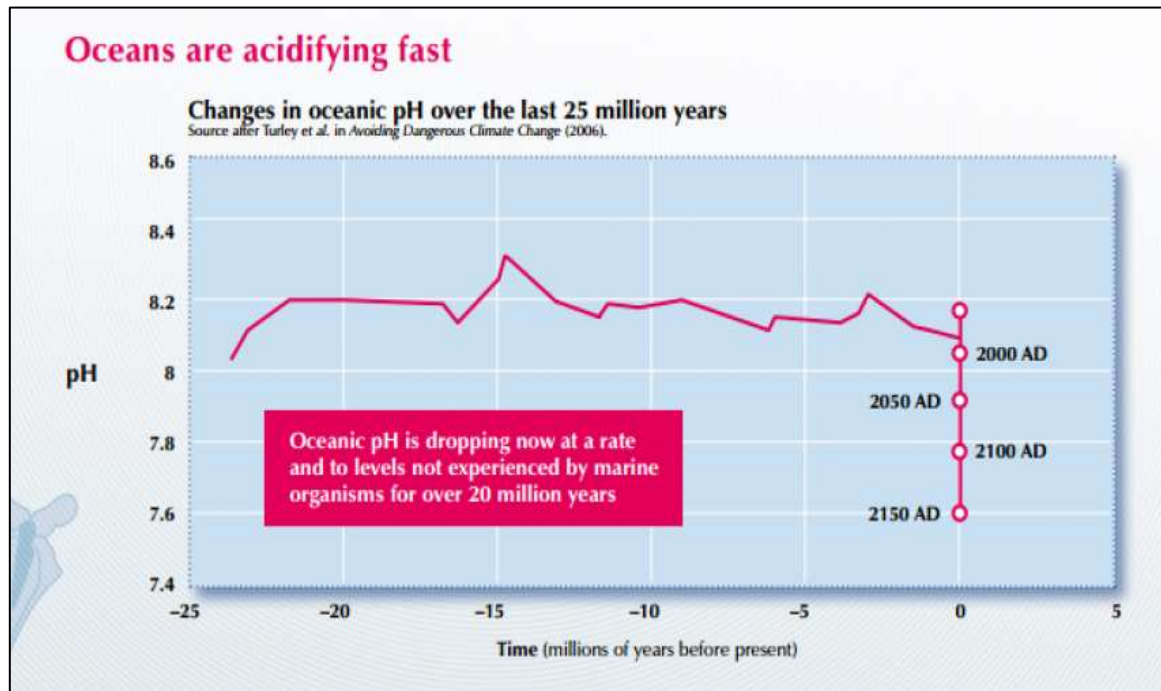
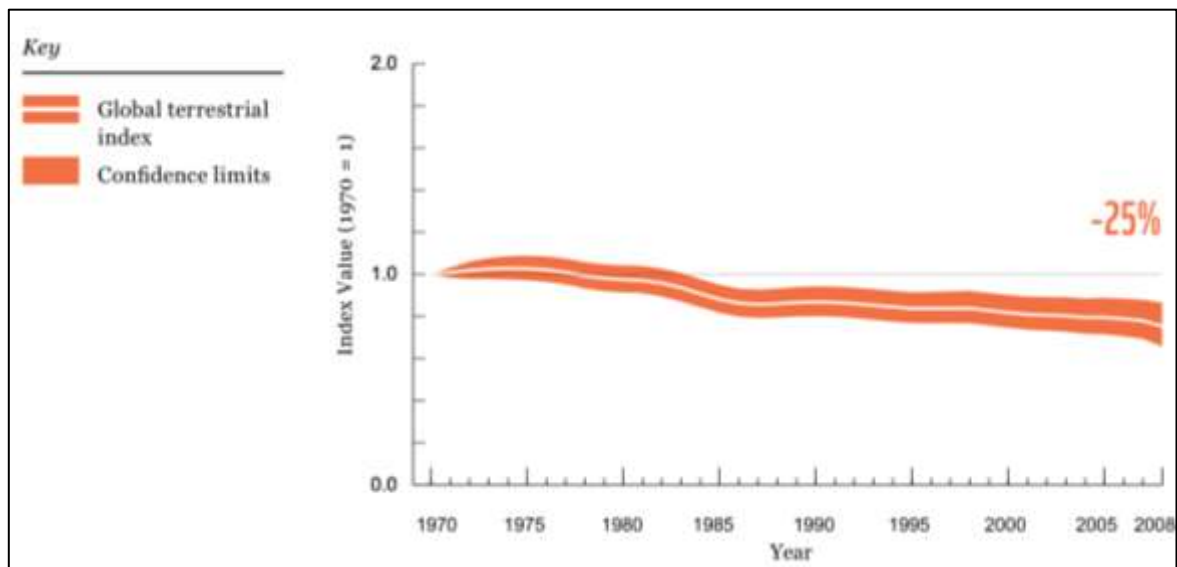


Fig. 3.3 for Question 3

Changes in global terrestrial index*



*The index includes the populations of different plant and animal species that live across different habitats in different latitudes. (Confidence limits refer to a range of population sizes & varieties in the terrestrial population)