



NANYANG JUNIOR COLLEGE

Year 2 Preliminary Examination

H2 GEOGRAPHY

9730/02

Human Geography

20 Sept 2013

3 hours

INSERT

READ THESE INSTRUCTIONS FIRST

This INSERT contains the Tables and Figures referred to in the questions.

Table 1 for Question 1

Selected countries of Apparel Exporters, 1980, 1990, 2000

Country		Apparel as % Total Exports		
		1980	1990	2000
China		8.6	15.7	14.5
Hong Kong		25.4	18.7	12
South Korea		17	12.4	2.9
Taiwan		12.3	5.8	2
Indonesia		2.4	10.3	7.8
Thailand		4.2	12.2	5.5
Vietnam		7.3	5	12.2
India		7.9	14.2	11.7
Bangladesh		0.2	42	78.1
Sri Lanka		10.5	33.9	45.6
Pakistan		4.2	18.5	23.7
Romania		3.1	7.6	22.7
Turkey		4.6	25.9	24.1
Morocco		4.6	17.2	33.3
Tunisia		15.7	32.9	38.7
Mauritius		17.2	50.9	62.5
Dominican Republic		0	35.7	48.1
Costa Rica		1.9	3.7	6.7
United States		0.1	0.6	1.2
Mexico		0.3	0.4	5.2

Fig. 1 for Question 2**A comparison of population statistics and measures of development**

Country	BR/1000	DR/1000	% NI/year	Life expectancy Male/Female	GDP/ capita \$	HDI
Afghanistan	46.6	20.3	2.63	41.9/43.4	222	0.312
Bangladesh	28.9	8.3	2.06	61.0/61.8	2053	0.547
Brazil	19.7	7.1	1.26	68.1/75.5	8402	0.800
USA	14.5	8.3	0.62	74.3/79.9	41,890	0.951
Germany	8.7	10.6	-1.90	75.2/81.2	29,461	0.935

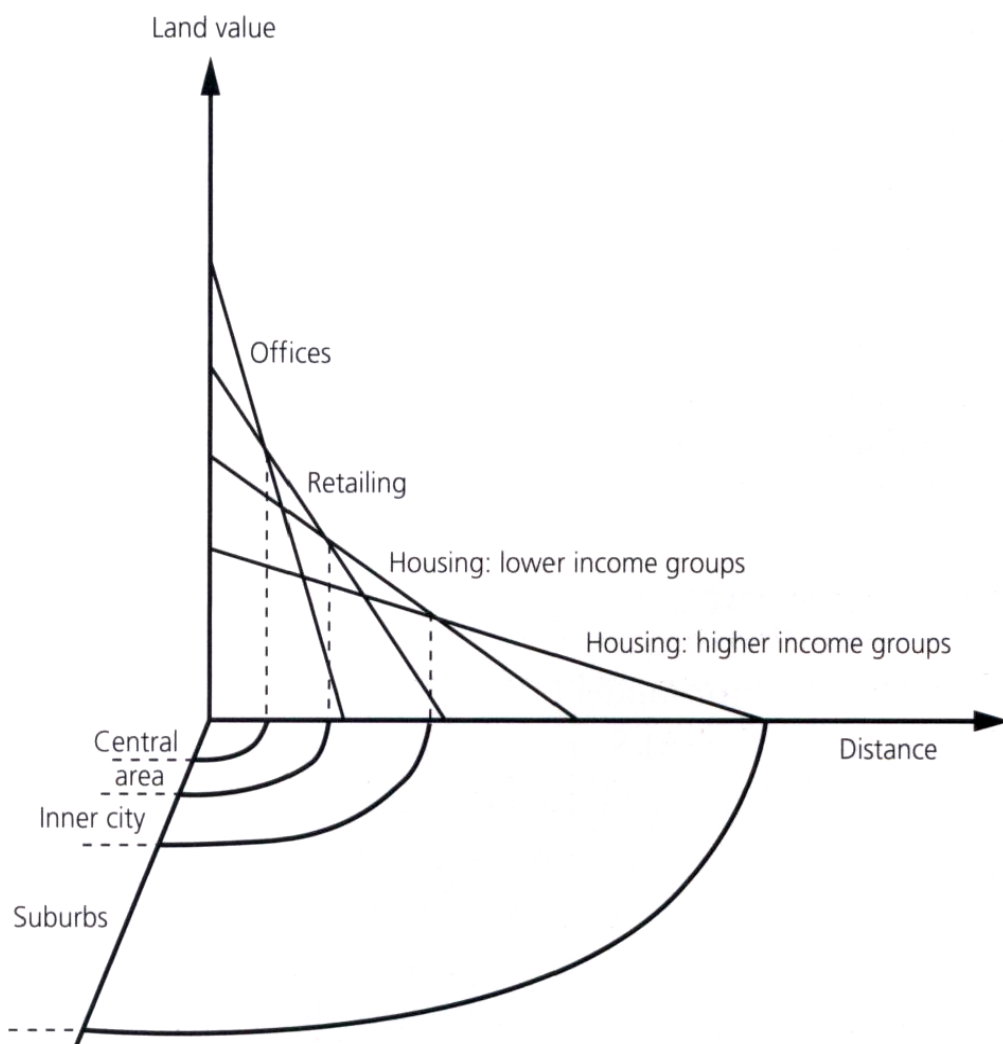
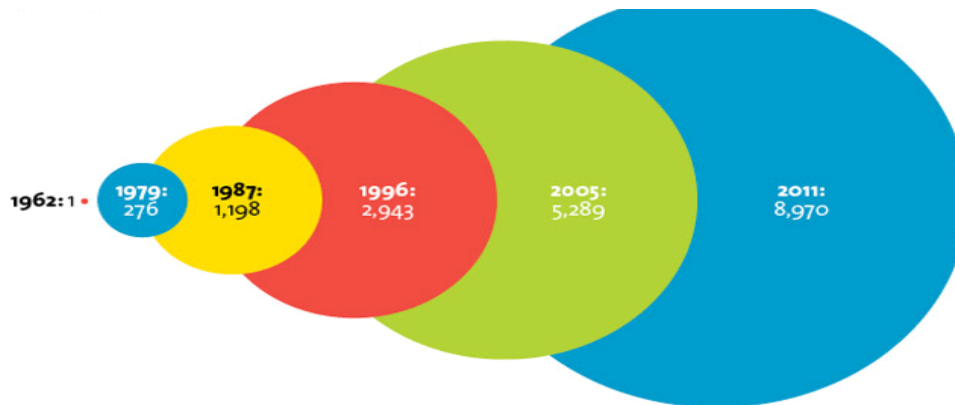
Fig. 2 for Question 3**Bid-rent lines for Selected Land Uses in an Urban Area**

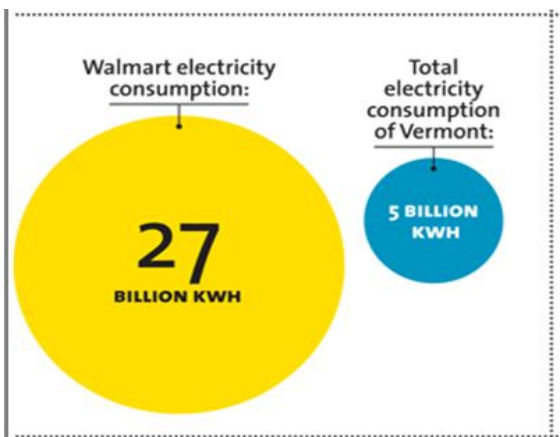
Fig. 3A and Fig.3B for Question 4

Fig.3A Number of Walmart stores worldwide



1962	1
1979	276
1987	1,198
1996	2,943
2005	5,289
2011	8,970

Fig.3B Walmart's ecological footprint as indicated by its electricity consumption and carbon emissions



Note : Vermont is the second least populated state in the USA.

